

Lecture 10

Taxation and Efficiency

ghaplanoglou, public finance 2025-2026

Introduction

- Are people unaffected by a tax increase if they pay zero in taxes afterwards?
 - No, consumption may have changed in response to the tax increase
 - Bundle consumed is less desirable
- Excess burden** is a loss of welfare above and beyond the tax revenues collected.

ghaplanoglou, public finance 2025-2026

Excess Burden Defined

- Two commodities
 - Barley and corn
- Fixed income
- P_b and P_c are prices of goods
- No distortions such as externalities, imperfect competition, public goods, etc.

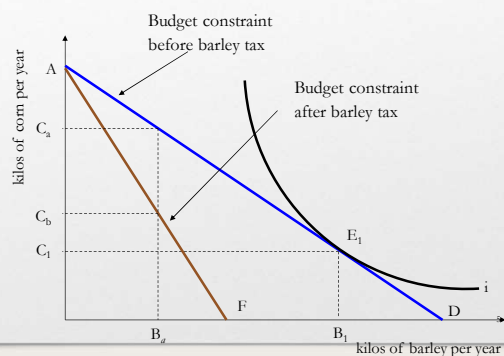
ghaplanoglou, public finance 2025-2026

Excess Burden Defined

- Figure below shows the budget constraint (AD), with utility maximized at bundle E_1 .
- Ad-valorem tax levied on barley at rate t_b raises the price to $(1+t_b)P_b$, and rotates the budget constraint along the x-axis. The new budget constraint is AF .

ghaplanoglou, public finance 2025-2026

Excess Burden Defined

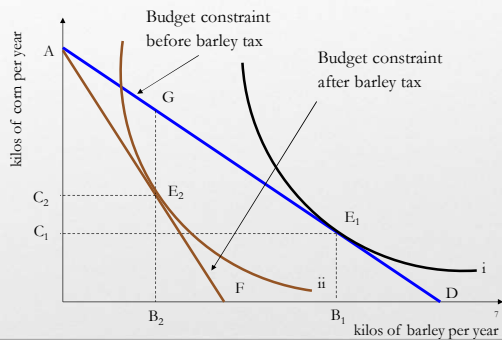


Excess Burden Defined

- At each consumption level of barley, the vertical distance between AD and AF shows tax payments in terms of forgone corn.
- Normalize $P_c=1$ so that vertical distance can be measured in either quantity of corn or dollars.

ghaplanoglou, public finance 2025-2026

Excess Burden Defined



Excess Burden Defined

- Figure above shows new optimizing choice with the higher prices along budget constraint AF .
- Utility maximized at bundle E_2 .
- Vertical distance between old & new budget constraints is GE_2 is the "tax bill."

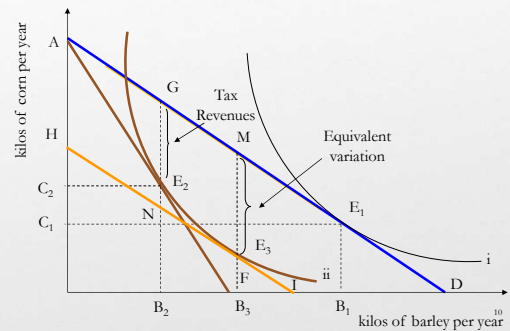
glaplanoglou, public finance 2025-2026

Excess Burden Defined

- Any tax will lower utility, but is there an alternative tax that raises the same revenue, GE_2 , but entails a smaller utility loss? Or greater revenue with the same utility loss?
- If so, the tax on barley leads to excess burden.

glaplanoglou, public finance 2025-2026

Excess Burden Defined



Excess Burden Defined

- Equivalent variation** is the amount of income we would have to take away (before any tax was imposed) to induce a move to the lower indifference curve.
- Taking away income is equivalent to a parallel movement inward on the budget constraint.
- Budget constraint HI in Figure above shows this.

glaplanoglou, public finance 2025-2026

Excess Burden Defined

- Note that $ME_3 = GN > GE_2$, but both give the consumer the same utility.
- Thus, the difference E_2N is the excess burden of the barley tax. The barley tax makes the person worse off by an amount that exceeds the revenue it generates.

glaplanoglou, public finance 2025-2026

Excess Burden Defined

- **Lump sum tax** is a tax that must be paid regardless of the taxpayer's behavior.
- Budget constraint HI satisfies this. Revenue yield exactly equals the equivalent variation.
 - Conclusion: Lump sum tax has no excess burden.

glaplanoglou, public finance 2025-2026

13

Questions and Answers

- Why aren't lump sum taxes widely used?
 - Construed as unfair because people's abilities to pay vary
- How do lump sum taxes relate to welfare economics?
 - The equilibrium conditions become:

$$MRS_{bc} = \frac{(1 + t_b)P_b}{P_c} > MRT_{bc} = \frac{P_b}{P_c}$$

glaplanoglou, public finance 2025-2026

14

Questions and Answers

- Intuitively, when $MRS > MRT$ the marginal utility of substituting barley consumption for corn consumption exceeds the change in production costs from doing so.
- In the presence of the tax, there is no financial incentive to do so.

glaplanoglou, public finance 2025-2026

15

Questions and Answers

- Intuitively, when $MRS > MRT$ the marginal utility of substituting barley consumption for corn consumption exceeds the change in production costs from doing so.
- In the presence of the tax, there is no financial incentive to do so.

glaplanoglou, public finance 2025-2026

16

Questions and Answers

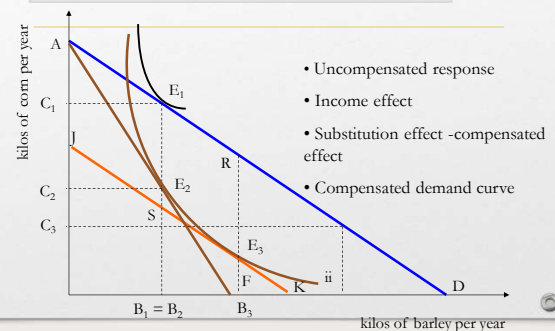
- Does an income tax entail excess burden?
 - It usually does entail excess burden, if a third commodity, *leisure*, exists.
- If demand for a commodity is perfectly inelastic, is there excess burden?
 - Yes, see Figure below

glaplanoglou, public finance 2025-2026

17

Questions and Answers

If the demand for a commodity does not change when it is taxed, does this mean that there is no excess burden?



18

Questions and Answers

- In Figure above, the ordinary (uncompensated) demand curve is inelastic – $B_1=B_2$ when the price increases.
- But this is because the income effect offsets the substitution effect.
- The substitution effect is the part necessary to compute excess burden. The compensated demand curve (which holds utility constant as prices change) is the relevant one, and the elasticity for it is non-zero.

ghaplanoglou, public finance 2025-2026

19

Excess Burden: Measurement with Demand Curves

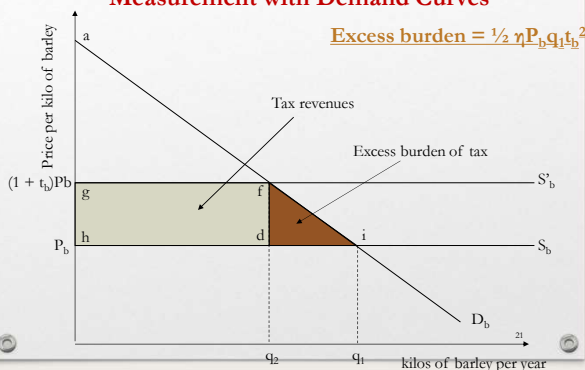
- Consider a *compensated* demand curve, such as the one in Figure below.
- Impose an ad-valorem tax on barley, so that its price increases to $(1+t_b)P_b$.
- Equivalent to the supply curve shifting upward.

ghaplanoglou, public finance 2025-2026

20

Excess Burden: Measurement with Demand Curves

$$\text{Excess burden} = \frac{1}{2} \eta P_b q_t t_b^2$$



Excess Burden: Measurement with Demand Curves

- Excess burden equal to triangle *fid*.
- Through some mathematical manipulation, this can be expressed as:

$$EB = \frac{1}{2} |\eta| P_b q_t t_b^2$$

ghaplanoglou, public finance 2025-2026

21

Excess Burden: Measurement with Demand Curves

- Implications of formula:
 - Higher (compensated) elasticities lead to larger excess burden
 - Excess burden increases with the *square* of the tax rate
 - The greater the initial expenditure on the taxed commodity, the larger the excess burden

ghaplanoglou, public finance 2025-2026

22

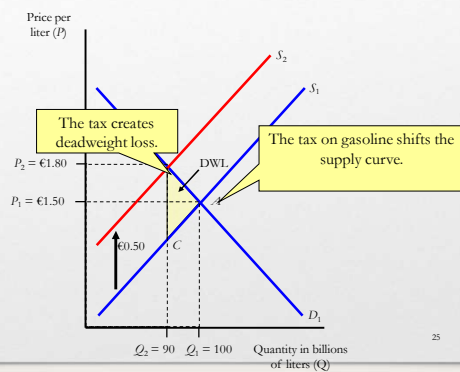
Excess Burden: Measurement with Demand Curves

- Consider the impact of a 50¢ per liter tax on the suppliers of gasoline, illustrated in **Figure below**

ghaplanoglou, public finance 2025-2026

23

Excess Burden: Measurement with Demand Curves



Excess Burden: Measurement with Demand Curves

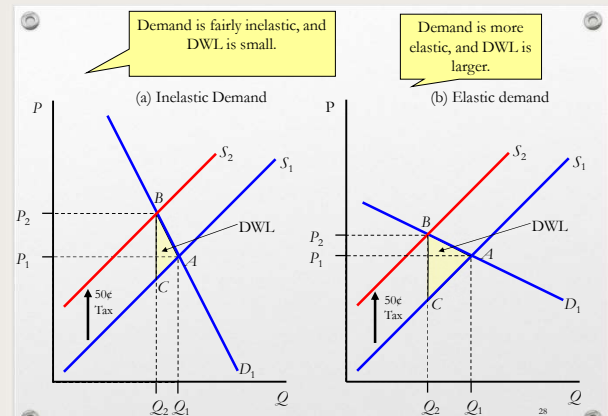
- Before the tax was imposed, 100 billion liters were sold. Afterwards, only 90 billion liters are sold.
- Recall that the demand curve represents the social marginal benefit of gasoline consumption, while the supply curve represents the social marginal cost.
 - $SMB=SMC$ at 100 billion liters
- Production less than that amount results in deadweight loss. Beneficial trades are not made because of the 50¢ per liter tax.

gkaplanoglou, public finance 2025-2026

Excess Burden: Measurement with Demand Curves

- The efficiency consequences would be identical regardless of which side of the market the tax is imposed on.
- Just as price elasticities of supply and demand determine the distribution of the tax burden, they also determine the inefficiency of taxation.
- Higher elasticities imply bigger changes in quantities, and larger deadweight loss.
- **Figure below** illustrates that deadweight loss rises with elasticities.

gkaplanoglou, public finance 2025-2026



Excess Burden: Measurement with Demand Curves

- With inelastic demand, there is a large change in market prices with consumers bearing most of the tax, but little change in quantity.
- With more elastic demand, market prices change more modestly and the supplier bears more of the tax. The reduction in quantity is greater, as is the deadweight loss triangle.

gkaplanoglou, public finance 2025-2026

Excess Burden: Measurement with Demand Curves

- The inefficiency of any tax is determined by the extent to which consumers and producers change their behavior to avoid the tax.
- Deadweight loss is caused by individuals and firms making inefficient consumption and production choices in order to avoid taxation.

gkaplanoglou, public finance 2025-2026

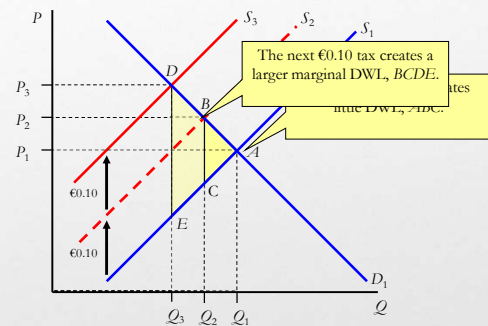
Excess Burden

- This point about DWL rising with the square of the tax rate can be illustrated graphically.
- Marginal deadweight loss** is the increase in deadweight loss per unit increase in the tax.
- See **Figure below**.

gkaplanoglou, public finance 2025-2026

31

Excess Burden



gkaplanoglou, public finance 2025-2026

32

Excess Burden

- As the tax rate doubles, from 10¢ to 20¢, the deadweight loss triangle quadruples.
- The area *DBCE* is three times larger than *BAC*. The total deadweight loss from the 20¢ tax is *DAE*.
- As the market moves farther and farther from the competitive equilibrium, there is a widening gap between demand and supply. The loss of these higher surplus trades means marginal DWL gets larger.

gkaplanoglou, public finance 2025-2026

33

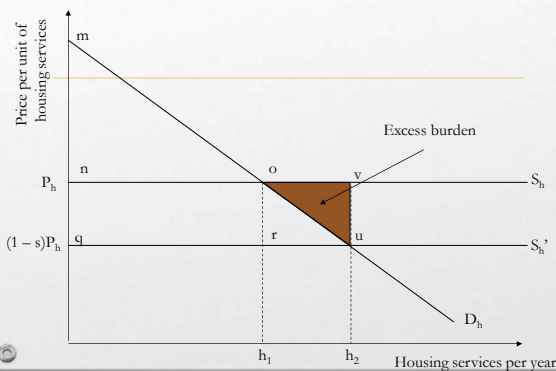
Excess Burden

- The fact that DWL rises with the square of the tax rate also implies that government should not raise and lower taxes, but rather set a long-run tax rate that will meet its budget needs on average.
- For example, to finance a war, it is more efficient to raise the rate by a small amount for many years, rather than a large amount for one year (and run deficits in the short-run).
- This notion can be thought of as “tax smoothing,” similar to the notion of individual consumption smoothing.

gkaplanoglou, public finance 2025-2026

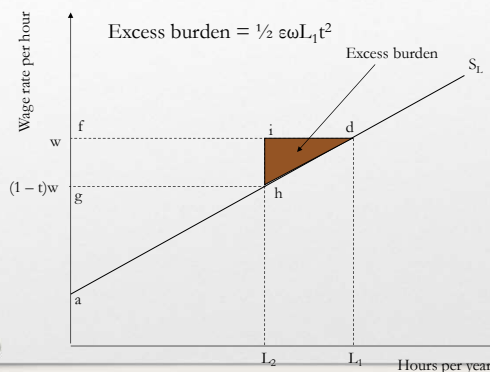
34

Excess Burden of a Subsidy



35

Excess Burden of Income Taxation



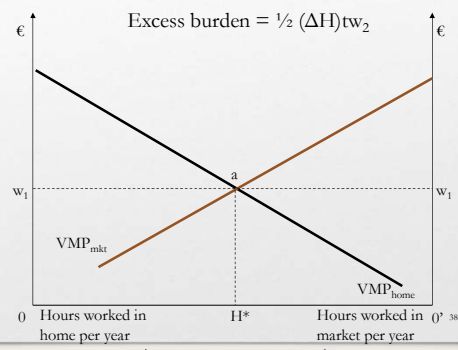
36

Differential Taxation of Inputs

- Some inputs are taxed differently depending on where they are used:
 - Capital used in the corporate sector is subject to a higher tax rate than capital used in the noncorporate sector.
 - Labor used in the household is untaxed
- Figure below measures the efficiency cost

37 gkaplan@gho; public finance 2025-2026

Differential Taxation of Inputs



40 gkaplan@gho; public finance 2025-2026

Differential Taxation of Inputs

- In this figure, total amount of labor is fixed at OO' . Moving along the x-axis simply shifts labor from the labor market to the household sector.
- VMP is the *value of marginal product*, or the dollar value of the additional input produced from an hour of work.
- VMP declines with hours worked in a sector. Optimal allocation of hours equates margins, such that OH^* is spent in household production, and $O'H^*$ is spent in the market.

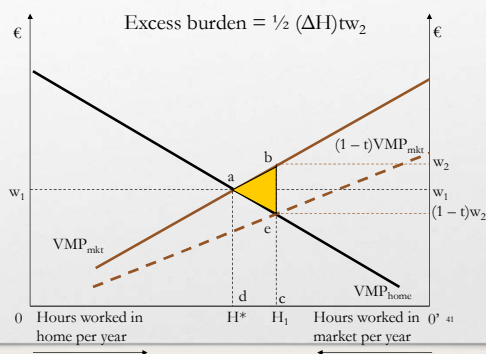
39 gkaplan@gho; public finance 2025-2026

Differential Taxation of Inputs

- If a tax is levied on market work, but not household production, then the “effective” VMP curve for market work rotates downward.
- Figure below shows the effects.

40 gkaplan@gho; public finance 2025-2026

Differential Taxation of Inputs

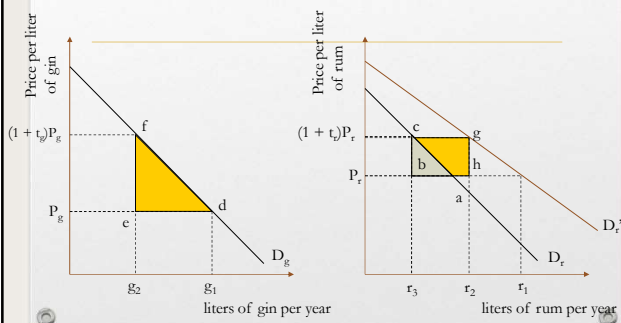


42 gkaplan@gho; public finance 2025-2026

Differential Taxation of Inputs

- People shift hours into non-market work.
 - Household production increases from OH^* to OH_1 , while market work decreases from $O'H^*$ to $O'H_1$.
- Excess burden equal to abe .

Appendix A – Formula for Excess Burden



Recap of Taxation and Efficiency

- Excess Burden Defined
- Questions and Answers
- Excess Burden Measurement with Demand Curves
- Differential Taxation of Inputs

gkaplanoglou, public finance 2025-2026